

The Modern Version Of The Award Winning Classic

MULTI-PLAYER



**SUPPORTS BOTH
NETWORK AND MODEM PLAY**



FREE!!
40 scenarios by top
game designers
INSIDE

EMPIRETM

Deluxe

Macintosh
System 6.0.7 or greater

REQUIRES: Hard Drive, 2 MB RAM
(4 MB RAM for color)

Supports: All Macs compatible with or
newer than Macintosh - Classic

Contains: 3.5 HD disks

By Mark Baldwin and Bob Rakosky

NEW
WORLD
COMPUTING®

THE MODERN VERSION OF THE AWARD WINNING CLASSIC!

EMPIRETM Deluxe

Challenge your leadership and tactical skills in this addictive wargame of expansion and conquest. Infantry, armor, fighters, bombers, troop transports, destroyers, subs, cruisers, battle ships, and aircraft carriers are yours to command as you encounter and overcome your opponents. Test your tactics and abilities with custom created worlds and opponents.



- 1 to 6 human or computer players!
- Amazingly powerful scenario editor.
- Various levels of play ranging from beginner to advanced.
 - Standard game play based on the classic edition.
 - Advanced game adds:
 - Armor and bomber units, Airbase formations, terrain effects, and economic/production specialties and effects.
- Super VGA graphics to 800x600 with multiple zoom settings.
- Control everything from infantry to immense battleships as you build your "Empire."
- Confront your friends and fellow gamers through a variety of communications means: mail, E-mail, modem, network, or serial port to serial port.
- Multiple scenarios included.
- Look for scenario expansion disks.

"Strategy gamers will definitely want to give this reborn classic a serious test drive"—CGW

NEW WORLD COMPUTING®



©Copyright 1993 White Wolf Productions.
Empire Deluxe is a trademark of New World Computing. New World Computing is a registered trademark of New World Computing, Inc.
IBM screens shown. Actual screens may vary.
All other product names are trademarks or registered trademarks of their respective holders.



0 22718 05064 1

Macintosh

1.44 MB

Disk 1

EMPIRE
Deluxe

NEW WORLD COMPUTING, INC.®

©1993-4 White Wolf Productions, Inc.

Empire Deluxe is a trademark of New World Computing, Inc.

New World Computing is a registered trademark of New World Computing, Inc.

Macintosh

1.44 MB

Disk 2

EMPIRE
Deluxe

NEW WORLD COMPUTING, INC.®

©1993-4 White Wolf Productions, Inc.

Empire Deluxe is a trademark of New World Computing, Inc.

New World Computing is a registered trademark of New World Computing, Inc.



Macintosh

1.44 MB

Disk 3


EMPIRE
Deluxe

NEW WORLD COMPUTING, INC.®

©1993-4 White Wolf Productions, Inc.

Empire Deluxe is a trademark of New World Computing, Inc.

New World Computing is a registered trademark of New World Computing, Inc.



Empire is a copyright of White Wolf Productions, Inc. Empire Deluxe is a trademark of New World Computing, Inc. New World Computing is a registered trademark of New World Computing, Inc. All other brand names and trademarks are the property of their respective holders.

Empire Deluxe was originally developed for DOS. This version of *Empire* has been completely rewritten from the ground up to take maximum advantage of the Macintoshes unique features. The manual's installation, setup, and keyboard commands are for the DOS version, so you will find that those areas of the manual do not pertain to the Macintosh version. Follow the instructions below to install and setup your *Empire* game, and press **Command-H** at any point during the game to bring up the on-line help menu.

Installation Instructions and Reference Guide for Macintosh

**"War is a continuation of policy by other means. It is not merely
a political act but a real political instrument."
—KARL VON CLAUSEWITZ**

Installation

- ❖ Insert *Empire Deluxe* Disk #1 into your computer's floppy drive.
- ❖ Double-click on the Empire Installer. Press **tab** or click on the **Drive** button to select the install disk. Press **return** or click the **Install** button to begin the install. The install program will let you know if you have enough hard disk space for *Empire*.
 - ❖ Before you install, you can choose whether you want to install support for Color or Black & White, the Sounds file for *Empire*, or the *Empire* Scenarios by clicking on the appropriate check boxes.
- ❖ When the install program has finished, it will have created a *Empire Deluxe* folder on your hard drive. Double-click on the *Empire Deluxe* icon within this folder to start *Empire*.
- ❖ If there are any errors, the Install program will report them. If you have any problems installing *Empire Deluxe*, contact our Technical Support at (818) 889-5650 from 9am - 12 noon or from 2pm - 5pm Mon - Fri PST.

Preferences

- ❖ The Game Default Preferences screen lists the default settings that *Empire Deluxe* will use when you start the game.
 - ❖ **Production Reports** allows you to turn off the reports for production of units.
 - ❖ **Sound/Music** allows you to turn the sound effects, music and warnings on and off.
 - ❖ **Delays** allows you to set the time *Empire* takes for messages, battles and movement.

- ❖ **Map Scrolling** allows you to turn on and off whether the *Empire Deluxe* map will scroll about the screen slowly (Fast Scroll Off) or jump from point to point (Fast Scroll On).
- ❖ **Automatic Demo** will turn on *Empire Deluxe's* demonstration mode after about a minute of inactivity. You can click the mouse anywhere to go back to where you left off.
- ❖ **Remote Players**

Empire Deluxe for the Macintosh can play against up to six Macintoshes or PCs over a modem or across an AppleTalk network. When you begin a new game, you are given the option to connect remote users. From this screen you can setup whether you are using any remote accessing tools such as a modem, null-modem cable or a local area network.

For both the Modem and Printer ports, you can select 3 parameters, as follows (You must have either a modem or a null-modem cable attached to either port):

Connected To can be one of 2 values:

Modem informs the game that this port is used to connect to a modem.

Direct is used when this port is used to connect directly to another remote system, via a NULL-modem cable.

Baud determines the default baud rate to be used for this port. This default can be changed by the game.

Connection can be automatic or manual. Automatic connections will prompt you for the phone number to dial and do all the work. Manual will start a mini terminal program that lets you control the connection process.

The **AppleTalk** option will automatically detect an AppleTalk connection. Note that *Empire Deluxe* for PC's does not support AppleTalk, but you can connect to PCs via a modem or null-modem cable.

Once you have correctly set your options, you may start the game by selecting **OK** or select **Cancel** if you do not wish to use these options.

PLAYING THE GAME


"Cry "Havoc" and let slip the dogs of war."
—SHAKESPEARE

Press **Command-H** at any point during the game to bring up the on-line help menu.

Once you have selected the number and type of players, you will be asked for a password to verify that you have a legal copy of the program. Passwords can be found in your *Empire Deluxe* manual on the page specified by the program.

In order to load a scenario or a map file (such as TUTORIAL.SCN), you must choose to begin a game in Standard or Advanced mode. A dialog box will be displayed that lets you choose to Load World Map or Load Game Scenario. The default maps and scenarios are stored inside your *Empire Deluxe* folder in a folder called Maps.

MANUAL



EMPIRETM
Deluxe


NEW WORLD COMPUTING®

EMPIRE™

Deluxe



NEW WORLD COMPUTING, INC.®
ENTERTAINMENT SOFTWARE



Empire Building Has Never Been More Challenging!

Empire Deluxe: The Official Strategy Guide is the military academy in print that will hone your skills and give you more than a fighting chance on the electronic battlefield. This book is your guarantee of military superiority when playing what has proved to be one of the most challenging conquer-the-world strategy games ever invented, *Empire Deluxe*.

Inside you'll find:

- A complete history of this venerable computer game and a set of tutorial lessons designed to take beginners and mold them into advanced players in no time.
- Insights into the logistics of proper troop movements through exploration and discovery.
- Lessons and applications of the Nine Principles of War.
- Handy references in tabular form showing every combat situation imaginable, helping you count the cost *before* you count the casualties.
- Secrets of waging economic warfare: expand your war machine while grinding down the enemy's.
- How and where to find all the human opponents you could ever want to challenge, and how to engage them into "diplomatic warfare".
- The *real* story on the computer player's artificial personality; its initial building strategies, production strategies, methods of exploration, expansion, and conquest, and why it hates some players more than others.

This is the only official strategy guide for *Empire Deluxe*!

Look for it at your local bookstore or computer software outlet.

OR CALL 1-800-255-8989, EXT. 504. For Canadian orders and inquiries, call (916) 786-0426. Or send a check or money order for \$18.95 to Prima Publishing, P.O. Box 1260 EMD, Rocklin, CA 95677. Please add \$4.00 for shipping and handling (California residents add 7.25% tax).











**NEW
WORLD
COMPUTING®**

P.O. BOX 4302, HOLLYWOOD, CALIFORNIA 90078-4302

©Copyright 1993 New World Computing, Inc., and White Wolf Productions. Empire Deluxe is a trademark of New World Computing. New World Computing is a registered trademark of New World Computing, Inc. IBM screens shown. Actual screens may vary.

WIN , WIN , WIN !!!

Simply send in this registration card and you will be automatically entered in New World's monthly prize contest!!

You could win great prizes like a complete line of New World Computing games , T-Shirts, hats , mouse pads, or something else wacky and cool . At the end of every month we'll take the registration cards we received, throw them against the wall and the one that sticks will get some great stuff . All you have to do is take one minute  (60 seconds, 1/60th of an hour, 7 minutes in dog time ) to fill out this card  and mail it back. We even pay the postage !!!

SO JUST DO IT... NOW!!!

Important

All information is confidential! We will not release your name and address to anyone for any reason without your permission. If you would like to receive information about other products and services, please check the box at the bottom of the card.

REQUIRED FOR WARRANTY REGISTRATION — PLEASE PRINT

Name _____ Sex: ☐ M ☐ F Age _____

Address _____ Phone (_____) _____

City _____ State _____ Country _____ Zip Code _____

Product Name _____ Date Purchased _____

What systems do you use?

☐ DOS

☐ Windows

☐ Macintosh

Accessories: ☐ CD-ROM

☐ Modem

☐ Joystick

☐ Other _____

What types of games do you like?

☐ Role Playing

☐ Adventure

☐ Simulations

☐ Strategy

☐ Sports

☐ Arcade

☐ Multi-Player

☐ Other _____

Which magazines do you read regularly?

☐ Compute! ☐ PC Magazine ☐ MacUser ☐ MacWorld ☐ Strategy Plus ☐ Dragon ☐ Electronic Games

☐ Game Player's PC Strategy Guide ☐ Wizard ☐ Electronic Entertainment ☐ Computer Game Review

☐ Electronic Gaming Monthly ☐ Computer Gaming World ☐ Video Games ☐ Omni

☐ Others _____

Where did you purchase this product?

☐ Software, Etc. ☐ Egghead ☐ Babbages ☐ Electronics Boutique ☐ Comp USA ☐ Warehouse Club

☐ Mail Order ☐ Other _____

☐ YES, tell me about other cool games and stuff!



Yes, get lots of free stuff when you return this registration card to New World!

FREE: Entry into New World Computing's monthly software drawing!!!

FREE: The best technical support in the world, free replacements of defective media for 90 days, and low-cost updates and upgrades!!!

FROM

FREE: Information on New World Computing's software products and great discount offers!!!

NEW WORLD COMPUTING, INC.
ENTERTAINMENT SOFTWARE



NO POSTAGE
NECESSARY
IF MAILED
IN THE
UNITED STATES

BUSINESS REPLY MAIL

FIRST CLASS MAIL PERMIT NO. 70201 LOS ANGELES, CA 90078

POSTAGE WILL BE PAID BY ADDRESSEE



NEW WORLD COMPUTING, INC.

PO BOX 4302
HOLLYWOOD CA 90099-3551

