


VALUE SERIES

Macintosh

CD-ROM

SKYSHADOW

SUPER ACTION ARCADE GAME



MACSoft
ENTERTAINMENT SOFTWARE

SkyShadow

Published Under License by MacSoft

Copyright 1995 by WizardWorks Group, Inc. and Casady & Greene, Inc. All worldwide rights reserved by Casady & Greene, Inc. Marketed and distributed worldwide under license by the WizardWorks Group, Inc. No part of this documentation may be reproduced, transmitted, transcribed, stored in any retrieval system, or translated into any language without the written permission of Casady & Greene and WizardWorks Group, Inc.

The disk provided with this product may not be reproduced or duplicated in any form whatsoever, except to supply a single backup copy for the personal use of the purchaser.

Macintosh is a registered trademark of Apple Computer, Inc.

Limited Warranty

WizardWorks warrants that the media on which this software is distributed, as well as the accompanying documentation, is free from defects in materials and workmanship. WizardWorks will replace defective magnetic media or documentation free of charge if you return the defective media or documentation with proof of purchase to WizardWorks within 90 days after you purchased the product.

WizardWorks Group, Inc. makes no warranty or representation, either express or implied, with respect to the software, its quality, performance, merchantability, or fitness for any particular purpose. As a result, this software is sold "as is" and the purchaser assumes the entire risk as to its quality and performance. In no event will WizardWorks be liable for direct, indirect, special, incidental, or consequential damages resulting from any defect in the software or its documentation, even if advised of the possibility of such damages. WizardWorks also reserves the right to alter or delete any product specification stated or implied.

The warranty described above is the exclusive warranty for this product. No other warranty, express or implied, is offered for this product.

SkyShadow Installation Guide

MAC *Soft*

WELCOME

Thank you for purchasing Sky Shadow!

Winner of MacWorld magazine's Game Hall of Fame award and MacUser magazine's coveted 5-mice rating, Sky Shadow is a thrilling game to play. Now, for the first time ever, Sky Shadow is available at an unbeatable value.

We'd like to hear what you think about this or any other MacSoft product. If you have any suggestions for us, please call us at the telephone number on the following page or write your comments on the registration card enclosed with this package.

Enjoy the game!

MacSoft, a WizardWorks Company
3850 Annapolis Lane, Suite 100
Minneapolis, MN 55447

SYSTEM REQUIREMENTS

You may use this product with any Macintosh running System 6 or System 7. The game works with both color and B/W monitors.

POWER MACINTOSH users: If you are using Sky Shadow with a PowerMacintosh computer, you may notice a white line across the startup screen. Simply press the RETURN key to advance to the instructions or click the mouse to begin playing the game. This white line on the startup screen will not interfere with game play.

MACINTOSH CLASSIC, SE OR PLUS users: Drag the MacsBug INIT into your System Folder before using the game. Also, please review the special instructions on page 7.

BEFORE YOU BEGIN

Be sure to install the game by following the installation instructions on the next pages. Then, put the original disk in a safe place in case you experience problems with your hard disk.

NOTE: You are allowed to make a single copy of any software program for archival purposes only.

TECHNICAL SUPPORT

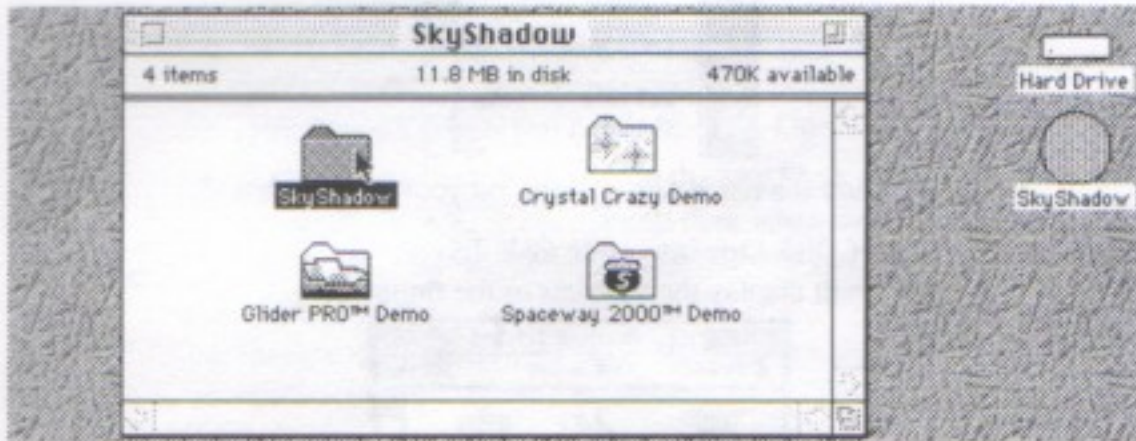
Technical support for this version of Sky Shadow is available from MacSoft / WizardWorks by calling: (612) 559 - 5301.

Before calling, please have the following information available:

1. What type of Macintosh you have.
2. Which version of the System you are running.
(To determine which version you're using, select About This Macintosh... from the Apple menu.)
3. How much memory is installed in your Macintosh.
(Available by selecting About This Macintosh... from the Apple menu.)

INSTALLATION (CD-ROM Version)

1. Insert the Sky Shadow CD into your CD-ROM drive.
2. Drag the Sky Shadow folder to your Hard Drive icon (until the icon turns dark) and release the mouse button.
3. Sky Shadow will be copied automatically to your Hard Drive. To play Sky Shadow, simply double-click on the Sky Shadow folder (now located on your Hard Drive) and then double click on the Sky Shadow icon.



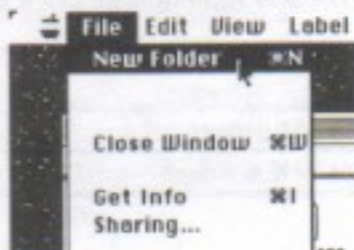
Note: Sky Shadow can be played directly from the CD, but to save your high scores, you must install the games on your Hard Drive. Also included on your CD are some great demo games from Casady & Greene. These games can be played directly from the CD.

INSTALLATION (3.5 Disk Version)

These instructions assume that you have already turned on your Macintosh and that the contents of your hard disk are displayed on your screen. If the contents of the hard disk are not displayed on your screen, double-click on the icon of your hard disk.

Step One: Create a Sky Shadow folder on your Hard Disk.

- a. Select New Folder from the File menu.



- b. Enter the name Sky Shadow on your keyboard.

Step Two: Insert Disk One into your disk drive.

This will display the contents of the floppy disk.



NOTE: If you don't see this screen, double-click on the Sky Shadow disk icon.

Step Three: Copy the contents of Disk One to the Sky Shadow folder you created in Step One.

(Before completing this step, be sure that both the contents of Disk One and the Sky Shadow folder you created in Step One are visible. If they're both not visible, either drag the Sky Shadow folder or the Disk One contents window to another place on the screen.)

- a. Click and hold down the mouse-button on any of files on Disk One.
- b. While holding down the mouse-button, drag the pointer until it is directly over the icon of the Sky Shadow folder you created in Step One.
- c. Release the mouse-button once the Sky Shadow folder turns dark. It should turn dark when the pointer is directly above it with a file ready to copy.
- d. Repeat these actions for the remaining files on Disk One.

Step Four: Copy the contents of Disk Two to the Sky Shadow folder you created in Step One.

- a. Repeat the actions you followed in Step Three.

To play the game, double-click on the Sky Shadow program icon located in the Sky Shadow folder on your hard disk. The playing instructions are in the game.

SPECIAL INSTRUCTIONS

If you are using a

MACINTOSH PLUS
MACINTOSH CLASSIC
MACINTOSH SE:

- Drag the MacsBug INIT into your System Folder
- If you experience a jerkily moving landscape:
 1. Quit Sky Shadow
 2. Hold down the OPTION key to bring up the Sky Shadow options.
 3. Put a check in the Quit Finder box.
 4. Click on Permanent

If you are using **SYSTEM 6** and experience problems:

- Check for other applications running under MultiFinder, or for the presence of a menu bar clock such as SuperClock.

If you are using a **POWER MACINTOSH:**

A white line may appear across the startup screen. Simply press the RETURN key to proceed to the instructions or click the mouse button to begin playing the game. The white line on the startup screen will not interfere with game play.

P/N 3093A