



QUICK REFERENCE



EQUILIBRIUM DEBABELIZER® 3

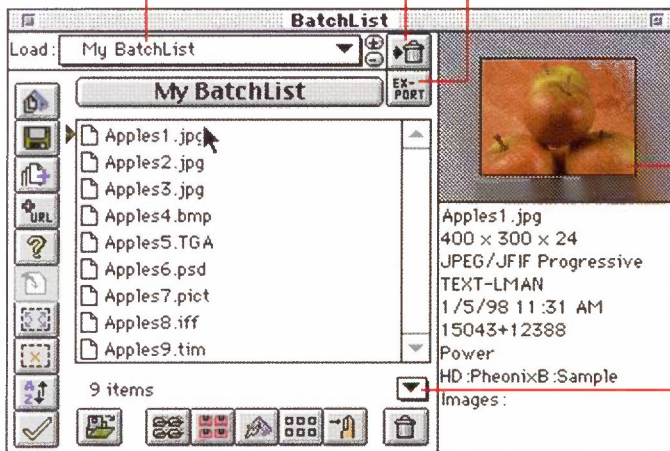
The BatchList Window

This window provides total access and control of BatchLists. It is possible to have a maximum of two BatchList Windows open simultaneously.


The BatchList List - select and load a BatchList from the current list

Delete - delete the active BatchList from the current list

Export Text List - export the active BatchList as an HTML file, or hold down Option key as you click on the icon to export the BatchList as a standard text file

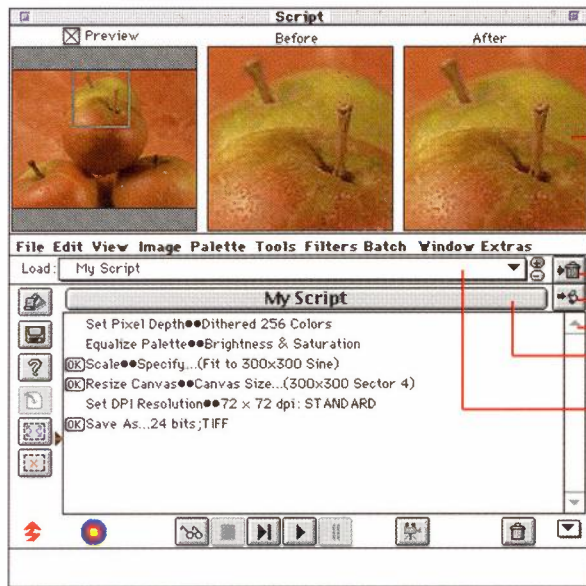


The Preview/Info Window - when cursor is placed over file name, that images file's preview is displayed (if file contains a PICT preview resource) this button is the on/off toggle

- | | | |
|--|---|--|
|  New
open a new, blank BatchList |  Check
check for missing items | |
|  Save/Save As (press option key to Save As)
save the active BatchList |  Open
open the selected files | |
|  Add Files
add files to the BatchList using a dialog |  Slideshow
execute a Batch Automation Slideshow process | |
|  Add URL
add an HTML file to the BatchList using its URL |  Save
execute a Batch Automation Save process |  (press option key with any of these to open their dialogs) |
|  Help
open the Help window |  SuperPalette
execute a Batch Automation SuperPalette process | |
|  Revert
revert the active BatchList to its original state |  Catalog
execute a Batch Automation Catalog process | |
|  Select All
select all the items in the BatchList window |  Thumbnails
execute a Batch Automation Save process | |
|  Select None
deselect the selected items in the BatchList window |  Trash
delete a selected item from the BatchList | |
|  Sort
sort items alphanumerically in ascending order; hold down Option key and click icon to place them in descending order; hold down Control key to reverse the current order | | |

The Script Window

This window provides total access and control of the current script list.



The Script Preview - when preview box is checked, the effect of the active script on the active image is displayed

Menu Bar - insert any of DeBabelizer's menu commands into the active script

Delete - delete the active script

Export AppleScript - export the active script as an AppleScript text file

Rename - rename the active script

The Script List - select and load a script from the current script list



New
open a new, blank script



Save/Save As (press option key to Save As)
save the active script



Help
open the Help window



Revert
revert the active script to its original state



Select All
select all the items in the Script window



Select None
deselect the selected items in the Script window



ActionArrow - drag onto an open image or BatchList window to apply the script to the image/contents of BatchList; drag onto the toolbar Open button to automatically process all open images



Target - drag an image file from a Batchlist window or the Finder and drop it onto this icon - opens the image and applies the active script



WatchMe Recorder
records all the operations you apply from the menu bar to the active script



Run Script
run the active script



Run Operation
execute a single script operation



Pause Script
pause a running script



Stop Script
abort a running script



Update Display
update the active image's display after each applied operation in the running script











Trash
delete an item from the active script

The Main Toolbar














DeBabelizer's main toolbar provides quick access to some common menu commands and to the Paint Tools.



Toolbar Commands

-  **Open**
open an image or animation/video file
-  **Save**
save the active image or animation frame
-  **Undo/Redo**
reverse the last executed operation
-  **BatchList Window**
display the BatchList window
-  **Script Window**
display the Script window
-  **Help Window**
display the Help window
-  **Anchor/De-anchor**
toggle the anchor state of the main toolbar
-  **Custom**
Click a numeric toolbar icon to execute the menu command assigned to that button





Paint Tools

-  **Selection Marquee (default)**
select an area on an image or animation/video frame
-  **Eyedropper**
select a paint (foreground) color - press tab key to activate eyedropper when another tool is active
-  **Hand (Mover)**
move the displayed image around within the window
-  **Zoom In**
increase the magnification level of an image or frame
-  **Zoom Out**
decrease the magnification level of an image or frame
-  **Fill**
replace a solid area in an image or animation frame using the paint color
-  **Eraser**
erase pixels in an image and replace them with the background color
-  **Pencil**
draw over pixels on an image or animation frame using the foreground paint color
-  **Paintbrush**
replace pixels within a square area with the selected paint color
-  **Rectangle**
replace pixels within a rectangle on the image with the selected paint color
-  **Line**
replace a straight line of pixels with the selected paint color
-  **Text**
place text on an image using the current paint color
-  **Foreground and Background Colors** - displays current foreground (paint) and background colors and current index values for these colors

The Batch Progress Window

This window appears whenever you execute a Batch Automation process. It displays information about an automated process as DeBabelizer executes it and provides controls for pausing, terminating, and setting options during the process.



-  **Terminate a running process**
-  **Set options for the next image in the processing list**
-  **Continue process starting with next item in list**
-  **Continue process starting with next file**

EQUILIBRIUM
The Art of Automation™

Three Harbor Drive • Suite 111 • Sausalito, California • 94965
(415)332-4343 • fax: (415)332-4433 • www.equilibrium.com